

WEDDING *Boston*

magazine
Spring 2018

**Table Top
How-Tos**

**10+
Real-Life
New England
Weddings**

**Catering Tips from a
Celebrity Chef**

YOU KNOW THIS WHOLE
bringing your lives together as one
THING?

we wrote the
book on it.



Come in-store to get your free tote and howbook[®],
our registry guide that's full of helpful ideas, and
create a registry that you can both commit to.

the wedding & gift registry

**BED BATH &
BEYOND[®]**



rachel buckley
WEDDINGS
RBUCKLEYPHOTOGRAPHY.COM





Rachel Buckley Photography

In this Issue



10+ Real Weddings

- Sarah & Jeremy | 10
- Nicole & Chris | 16
- Briana & Keith | 22
- Nicole & Stephen | 27
- Jess & Kevin | 34
- Deseraie & Justin | 40
- Lindsey & Andrew | 47
- Lorig & David | 64
- Kelli & Jon | 69
- Corrie & Jonathan | 73
- Melissa & Will | 78

Features

- Catering Tips From A Celebrity Chef | 32
- Table Top How Tos | 51
- Bachelorette Styled Shoot | 57
- Your Bridal Hair & Makeup Trial | 62

credits

Cover Photography By: Rachel Buckley Photography
Florals: White Moss & Twigs
Model: Claire Vargas
Venue: Red Lion Inn, Cohasset
Full cover credits | Page: 7
Thank you featured contributors
A Wedding Boston Publication , 2018

For The Bride by The Bride

Wedding Boston is so excited to launch it's first issue of Wedding Boston Magazine! We are lover's of everything weddings and wanted to showcase real New England weddings with stories written by the bride for the bride. Stories by the bride that will inspire you while planning your own New England wedding. These real wedding stories will make you laugh, and some may make you cry. All from real brides, just like you.

Inside this issue of Wedding Boston magazine we want to share real wedding stories to inspire you in your own wedding planning journey. These stories are paired with choice wedding professionals that have created and captured every special moment.

Wedding Boston magazine will be published Spring and Fall - with special editions in between. We are always looking for real wedding inspiration, so please contact us about submitting your real New England Wedding.

Jenny

Jenny Murray
Founder & Editor:
Wedding Boston &
Wedding Boston Magazine
weddingboston@gmail.com
www.weddings-boston.com

Credits:

Assistant Editor: Dr Jared Gailes
Norwood Printing

All content copyright Wedding Boston 2018-2019 . No part of this publication may be reproduced in any form without express written permission from the publisher. Thank you to all the wedding professionals and brides that contributed to this issue of Wedding Boston Magazine. The opinions expressed by our contributors and brides are their own and do not necessarily represent our opinions or those of the publisher. We have sought to ensure accuracy and completeness of the content herein, but neither Wedding Boston nor the publisher assumes responsibility for any errors inaccuracies, omissions, or inconsistencies, including those related to quotations. We reserve the right to refuse advertising. All advertisements appearing herein are accepted and published on the representation that advertiser is properly authorized to publish the entire contents and subject matter thereof. All ads are paid advertisements or and/or gifts given to vendors in appreciation of their hard work. Neither Wedding Boston nor the publisher is responsible for any statements, claims or representations made by contributing wedding professionals and real brides, advertisers or others, nor is Wedding Boston or the publisher responsible for anyone's reliance on the content herein. All projects described in this publication are for private, non-commercial use only. No right for commercial use or exploration is given or implied.

On The Cover

Engaged! South Shore's Premier Bridal show event would not be complete without a styled shoot to showcase the venue and talent. Wedding Boston teamed up with some ever so talented wedding professionals to bring this styled shoot to life, and of course we had help picking the cover for Wedding Boston Magazine from Rachel Buckley. Rachel is the photographer who captured all of the talents of this shoot which also landed in the Instagram feed of @BHLDN. Again, thank you wonderful talents for this amazing styled shoot!

Wedding Boston
Jessica Hennessey Weddings
Rachel Buckley Weddings
BHLDN
Katie Shaw Hair
JMD Makeup Artist
Ashley Karlson Artistry
White Moss & Twigs
Montilio's Bakery
Sarah Cas Branding & Design
Lisa Marie's Boutique
Cohasset Jewelers
Kadeema Rentals
Boston Rustic
Doris Loves USA
The Bos Bride
Katie Sass
Ashleigh Dundas



Rachel Buckley Weddings



Marcella Plosker Photography



Whitemoss & Twigs

wildly whimsical and romantic floral design

whitemossandtwigs.com

223 Union Street Rockland, MA 02370

781-400-7001

brooke ellen

PHOTOGRAPHY

www.brookeellen.com

New England Wedding Photography



Sarah & Jeremy

Brooke Ellen Photography





Jeremy proposed at my family's lake house in Lake Sunapee, NH- on our dock. My dad proposed to my mom there, and my brother proposed to his wife there.

I chose my BHDLN gown because I wanted something that fit my style and didn't look like all the other bridal shop dresses. I wanted something different. Every other dress at every other shop was too run of the mill, and the ones that looked different- were still too blah for me. When I saw the dress at BHDLN, I fell in love with it. It was incredibly comfortable, fit me like a glove and represented me. But I am still the most indecisive person in the entire world. Luckily, the dress was being discontinued with only a handful of the gowns left around the US, but only one in my size. So I had to make a decision then and there. I wouldn't trade my gown in for anything!

- Sarah





The night before I had planned to write my vows (I wait until the last minute for everything) but I had a really bad hives breakout, full blown stress hives covering my entire body. After two Benadryl, I fell asleep in bed with my laptop, with no vows written. I woke up to the make up artist knocking on my door. I wrote my vows while getting hair and make up done, so I never actually read them out loud until the actual ceremony when it was my turn. Naturally, I broke down and ugly cried the entire time. But the MOST touching moment, the entire day- was when Jeremy read his vows to my 5 year old daughter. He gave her a ring that matches my engagement ring and said his own separate vows to her. I don't think there was a dry eye in the crowd.

-Sarah





credits

Photographer: Brooke Ellen Photography
Venue: Springfield Country Club
Wedding Planner: Events by Jackie M
Florals: Amy Tyler Designs
Dress: BHLDN
Hair Stylist: Ochoa Hair
Makeup Artist: Crystal Vazquez & Company
Aerial Photography: Aerial 5 Studios
Rentals: Peak Event Rentals
DJ: Marx Entertainment
Transportation: Michaels' Limo Rental
Music: Classic Wedding Ensembles
Officiant: Reverend Riche Marra



featured wedding professionals




BEYOND WEDDING PLANNING, WE CURATE AN EXPERIENCE. CONTACT US TODAY TO PRODUCE YOUR BEST DAY EVER.

CREATED BY
Jackie M

SPECIALIZING IN:
WEDDING PLANNING
DESIGN + STYLING
EVENT MANAGEMENT
CELEBRATIONS
GUEST EXPERIENCE
DESTINATION WEDDINGS

415.218.4819 | INFO@EVENTBYJACKIEM.COM



WEDDING HIGHLIGHT FILMS
TELLING YOUR STORY INTO CINEMATIC AERIAL AND GROUND LEVEL

AERIAL 51 STUDIOS
aerial51studios.com/weddings




Nicole & Chris

BKB Photography



BOSTON YACHT C
MARBLEHEAD



Chris and I met 7 years ago in Pittsburgh PA. Chris' brother Luke actually introduced us. Luke was a good friend of mine over the years and always wanted to hook me up with his brother that lived in Boston. One year Chris came home for Christmas and we finally had the opportunity to meet. After the holiday he went back to Boston and we continued to talk. Two weeks later he flew home three weekends in a row to take me out of dates. And the rest is kind of history. After two years of dating long distance I moved to Boston and we've been together ever since.

We had our rehearsal dinner at our local yacht club, the Boston Yacht Club and got married at the Oceanview in Nahant. We thought it was the best way for our family and friends to see the small beautiful fishing town we live in, while still allowing them the opportunity to see all the North Shore has to offer.

I loved my girls bridesmaid dresses. I allowed them the opportunity to pick a color palette from BHLDN that included florals, solids, textures, separates, and full pieces. Some had lace tops, some tulle skirts, some had solid blush, some had floral. I bought my dress from Flair in Boston. Stacey, the owner, is amazing. I wanted lace and classic. My shoes and purse were Bradley Mischka and my robe BHLDN. -

Nicole





The Boston Yacht Club allowed us the opportunity to take the launch out during our rehearsal dinner so we could get some intimate pictures on the water. They are our favorite pictures of the whole weekend. The next day we got several pictures on the launch with my bridesmaids. They turned out beautiful!

Chris and I are originally from Pennsylvania, so 95% of our wedding was traveling to Boston for our big day. We tried to incorporate nautical themes that didn't seem tacky. We used a lot of navy and blushes, but steered away from sand and seashell decor.

We wanted to keep the vintage, classic theme while still incorporating the theme that you were on the water. Each of our tables were named different fishing towns within MA with a large lantern in the center, candlesticks that had a single flower in each, and votive candles.

-Nicole





credits

Photographer: BKB & Co Photography
Venue: Oceanview Nahant
Wedding Planner: Just Planned Events
Floral: Michelle Bernard Florals
Dress Designer: BHLDN
Bridal Shop: Flair Boston
Event Rentals: Kadeema Rentals
Band: East Coast Soul
Flora South Designs
Invites: Tom Booth Illustration





&

Beach Stone
TERRACE
OCEANVIEW OF NAHANT

Presents a Fairytale Beach Wedding

The Oceanview of Nahant proudly presents the newest addition to our oceanfront property – The Beach Stone Terrace; a magical, picturesque ceremony space directly overlooking the serene Atlantic ocean. Combine this view with our other unique wedding features including romantic last dances on the beach and cozy fire pit finales with s'mores of course, we can't help but set the stage for creating love, laughter and happily ever after's for all our beautiful couples!





Briana & Keith

Deborah Zoe Photography



I went three times to look at dresses and on my second try at David's Bridal, as I was LEAVING the shop and I saw a dress on a mannequin and knew that was my dress! We ran back to the stylist who was helping me and asked to try it on. I immediately started crying and knew that was the one! It was a high neck, boat neck top sectioned that was lace to my hip, then the fabric changed to a delicate tulle in an A-line skirt. The back top section was a plunging V back of lace. A simple white ribbon tied above the waste.

-*Briana*





We went on our first date to a Red Sox game and the rest is history! He proposed in June 2015 up at Bretton Woods Ski Resort. We had hiked to the top of the mountain to "test out his new Nikon camera with the sunset" and then he proposed. I was completely surprised. It's tradition that the Tompkins' center stone get passed down to the oldest son in the family. Keith proposed with his mom's ring (the stone was hers) and then we went and chose a setting together.

We chose the Fall because of the potential for amazing foliage. It's both of our favorite season. While I wanted fall colors incorporated into the bouquets and floral arrangements, I knew for the bridesmaids dressing and groom that we needed to stick to a rich dark color. My two sisters, my cousin and I are all redheads so color choice was key! We don't look good in certain colors and I couldn't have that! :) The bridesmaids wore Marine (dark blue) from David's Bridal and the men wore light gray suits with marine vests and ties.

- *Briana*





credits

Photographer: Debra Zoe Photography

Venue: Red Lion Inn

Flowers: Fluer Events

Designer: Ella Winston

Bridal Shop: David's Bridal

Hair Stylist: True Styled Hair

MUA: Amanda McCarthy Beauty

Cake: Montillios

Tuxes: Alfani

Invites: Wedding Paper Divas

DJ: South Shore Entertainment



Nicole & Stephen

Photography: Easley Images





When I began looking for a wedding dress, I knew I wanted something timeless, romantic, and unique. Lace was a must and I quickly fell in love with the Andora gown from BHLDN after seeing the lace bodice and the lace godet that flowed beautifully and seamlessly into a small train. The overall look of my wedding dress tied in well with the overall feel and look of the Endicott Estate—classic, unique, and very detailed in subtle but beautiful ways.

We really wanted to incorporate our interests, personalities, and passions into our wedding day. These elements were the biggest inspirations behind the ceremony, reception, decor, and smaller events throughout the night. We love all things related to nature and books. The decor reflected this love of nature very well, with branches, pine cones, and garland decorating the mantles and tables.

We used very few flowers in our wedding, limited to the floral crown, bridal bouquet, maid of honor bouquet, the wrist corsages for our mothers and grandmothers, and boutonnières for our fathers, brothers, and grandfather. Still wanting the unique bridal look, I was set on wearing a floral crown, I thought that the floral crown would bring together nicely my love of nature and romantic vibe and look I was aiming for.



We chose colors of maroon, navy blue, and gold for our wedding. Maroon represented our college colors. We chose navy blue as it tied in nicely with Stephen's US Air Force uniform. We chose gold as it cohesively brought both maroon and navy blue together and gave the color scheme a winter wedding feel.

It was important to incorporate my heritage into our wedding day. As a traditional Polish wedding custom, the bride's parents presented us with a plate of bread, salt, and two shot glasses - one filled with water and one filled with vodka. My parents presented each item to the us - symbolically, the bread represents the parents' hope that their children will never experience hunger; the salt reminds us that our life may be difficult at times and we must learn to cope with life's struggles together.



For both of us, the most special moment of our wedding day was exchanging our own vows that we had written and then that one, special, first kiss as husband and wife. We really poured our hearts, souls, and spirits into our vows, and that was reflected in the many tears we shed as we read our vows to each other. Though nerve-racking, we are both glad we wrote our own vows and shared and opened up our hearts, not only with each other, but with our families too. Our vows are very special to us and brought a few tears to our guests' eyes.

Though our vows were incredibly special, all of the happiness, joy, and love, and slew of emotions we were feeling were culminated when we shared our first kiss as husband and wife.



-Nicole



credits

Photographer: Eisley Images
Venue: The Endicott Estate
Florals: Debra's Flowers
Dress Designer: BHLDN
Hair Stylist: B. Luxe
Makeup Artist: B. Luxe
Officiant: Susan Green JOP
Cocktails Bar Staff
Cake: Veggie Galaxy
Tuxes: Bonardi's Tux's
Guest Book: The Little Naturalist
DJ: DJ Dream Wedding
Cake Topper: Wooden Wedding Decor
Catering: Catering To You
Brides Robe: Fig & Vine





the *eisley* experience



We're a husband and wife team offering an all-inclusive wedding photography package featuring our highly recommended "Eisley Experience." Visit our website today to see if we're the ones to capture your love story. Based in Providence, RI and available for travel world wide.

eisleyimages.com



@eisleyimages

Photography: Easley Images

The Endicott Estate

An unforgettable venue and
location for your classic New
England wedding.

www.endicottestate.com



781-326-0012
656 East St, Dedham, MA



Founders: Meghann Tassinari
& Chef Nicholas Peters Bond
of Kitchen to Aisle Catering
& Events, LLC
Fox's Hell's Kitchen All Stars Finalist
Photography: Caitlin Revis

Catering Tips from a Celebrity Chef!

There are many parts that go into planning a wedding and one of the most important parts of your big day is the FOOD! Your wedding guests want to enjoy an awesome meal that they will be raving about for months after. Here are a few tips when planning your wedding catering from Hell's Kitchen All Star Chef Nicholas Peters Bond.

1. Do your research! Look at reviews of other brides online, go to wedding expos, schedule appointments with caterers to narrow down your selection.

2. Find a caterer that is customizable to your wants and needs. This is your big day that you spend a lot of money and time planning you should be able to get the food that you want.

3. Don't be afraid to ask questions!

4. Make sure your caterer offers a complimentary tasting 4-6 months before your wedding. Some caterers let you bring guests to help you narrow down your menu options.

5. Make sure you know what product you will be getting before the actual wedding date. If you have any wedding guests that have allergies or food restrictions make sure your caterer can accommodate them.

6. Mark your calendar on the day the caterer needs a final guest count. Typically, this is 2 weeks prior to your wedding date, so make sure all of your wedding guest RSVP's are in!

7. Make sure to EAT the day of your wedding! That is the number one thing we see at weddings- the bride and groom never eat their meals. Take a break from the pictures and socializing and spend 10 minutes sitting down with your new hubby to enjoy the food! After all, you picked the food for your big day so you should enjoy it!



Jess & Kevin

Whiting Photography



My wedding was a complete dream! We didn't have a specific "theme," but more of a style and color palette. Our colors were gold, champagne, ivory with touches of cobalt blue. We came up with the colors because my husband's favorite color is blue and mine is yellow, but I didn't want to use yellow, so we went with a gold. Our style was regal-royal elegant, sophisticated and classy. After seeing the Fairmont, I knew exactly the kind of wedding I wanted and it was all about elegance and a royal feel.

I felt like a princess on my wedding day and my husband looked like a king! I got my dress at VOWS and was helped by Sara, who was so helpful. I tried on a ton of dresses and was about to leave when she said, "I have one more that I think is the style you've been describing. You can try it on if you want, or not, whatever you want to do." I tried it on, she added a belt and I started to sweat!

It was gorgeous and exactly what I was looking for. Reem Acra gown in silk-satin with a scallop top and a gorgeous belt. My mother in law made my veil! It was stunning and she got the tulle from Spain while visiting. It had a beautiful satin edging and was so soft. My jewelry was very simple as I only wore earrings that I got from Alexandra's in Fall River, MA. That is also where my mom got her gorgeous gown! My shoes were gorgeous cobalt blue Bagdley Mischka.

- Jess



FAIRMONT COPLEY PLAZA



credits

Photographer: Whiting Photography
Hair Stylist: Maricruz Hairstyles
Makeup Artist: Glamour Cosmetics
Florals: Flourish Floral
Dress: Vows Bridal Outlet
Designer: Reem Acra
Venue: Fairmont Copley
Cake: Cakes to Remember
Videographer: NST Pictures
Transportation: Andover Coach
Bridal Shop: Alexandra's Bridal
Designer: Bagdley Mischka





www

WHITING
PHOTOGRAPHY

CAPE COD

BOSTON

NEWPORT

WHITINGPHOTOGRAPHY.COM

featured wedding professionals



Available Throughout
New England & Destinations
617-938-7523

Binita Patel Photography

200 High Street Boston, MA
www.maricruzhairstyles.com



Whiting Photography





Desirae & Justin

Lorenz Photography



Q: Let's talk fashion! How did you choose your wedding day look? How did the groom choose his?

I wanted a theme that our guests would be excited to participate in, so we chose an Art Deco/ Gatsby party and every single one of our guests dressed in theme! I knew I wanted a dress an art deco style, silky, form fitting, lots of bling and most importantly, comfortable. Picking out my dress was very simple, I tried on three dresses total on a random Friday at lunch time at the same boutique in Belmont, Massachusetts (Allegria Bridal) that I bought my prom dress fifteen years earlier. I decided on a Jenny Packham Portia dress from the 2016 Bridal Collection. I knew I wanted rose gold flats for my wedding day and I purchased from one of my favorite Australian shoe designers Ballettonet, the Kerrie Hess Rose Gold Praline flats. The wedding accent color was emerald green, so I wore a antique art deco gold and emerald ring from Becker's Jewelers in West Hartford CT. For Justin, he wanted to be really stylish and pay an homage to the Gatsby theme, so mixing textures and patterns were a must. The navy and creme wingtip oxford shoes were amazing. Pocket square matched his tie and matched his socks. He had suspenders and a sharp deco watch, the whole Gatsby look! He is naturally stylish.

-Des



This was a follow-up wedding day shoot that focused on capturing the quiet moments of the wedding day after everyone had had some time to breath. We brought in Desirae and Justin's wedding florist and photographer to capture the passion of their post-wedded bliss, coupled with the opportunity to be the first ones inside of a new wedding venue in New England - a brewery nonetheless - which was perfectly fitting given Justin and Desirae's love of beer. We wanted to embrace and showcase all of the gorgeous natural elements in this space that give it an industrial feel mixed with organic wood elements.

-Mandy Connor, Hummingbird Bridal and Events



How did you meet? Tell us about the proposal.

Justin and I met when we both worked at Cheers. Can you imagine anything more Boston than that? Though we remained strictly friends for the next 8 years, we were always in and out of other relationships until one fateful day in the Summer of 2013 we found ourselves single at the same time and first time ever during our friendship. It was a no-brainer, we both really liked each other we just never had the timing right. He told me either on our 2nd or 3rd date that he was going to marry me and I definitely believed him.

As for the proposal, that came on April 4th, 2015. We talked about what being engaged would be like, and I asked if and when that time comes, if we could have it be just us two, small and intimate. It is such a special moment between two people because after that, celebrating your relationship is out there to share friends and family. I thought it was important to have the engagement be intimate. I am so glad I told him I wanted it to be private, being the huge Bruins fan I am, he was planning on proposing in the middle of a Bruins game on that big teleprompter!

When the day came, he was really ribbing me about getting my nails done. Little did I know, it was so he could get me out of my apartment. I did not realize he was already in cahoots with my roommate - she asked me later in the day if I wanted to get my nails done too, this wasn't uncommon for us, so I thought nothing of it. We went to the salon and returned, I open the door and the entire staircase leading up to our 2nd floor apartment was decorated with flowers, special little trinkets and love notes. It looked like a very romantic gesture and immediate panic set in because I thought this was a proposal for my roommate done by *her* boyfriend - I thought I was about to ruin it! And then as these love notes looked more and more familiar, and I could hear Justin and I's song playing from upstairs (Band of Horses, No One is Gonna Love You) I made it up the stairs to my apartment and there he was all dressed up with flowers, music playing and my cat sitting right next to him (I don't know how he did that). The ring was an antique art deco filigree ring from the 1930's, absolutely perfect. But the big surprise didn't end there! Weeks in advance, we made reservations at our favorite restaurant Alden & Harlow in Harvard Square. He said 'go get dressed, we still have reservations!'. Again, unbeknownst to me, he planned a surprise engagement party. As we walk in I was greeted by 30 of my closest friends and family! It was truly one of the best days of my life. Justin has always been a romantic.

- Dez





credits:

Photographer: Abby Lorenz Photography
Venue: Springdale Barrel Room
Wedding Planner: Hummingbird Bridal & Events
Hair Stylist: Christy & Co
Makeup Artist: Christy & Co
Stationary: Inviting Company
Rentals: Simply Vintage Rentals
Florals: Bittersweet Gardens
Illustrator: Talula Christian Designs
Rentals: Peterson Party Center
Dress Designer: Jenny Packham
Bridal Shop: Alegria Bridal
Shoes: Ballettonet
Tux: Men's Warehouse





HUMMINGBIRD

*Let's dream up something
beautiful together.*

HUMMINGBIRDBRIDAL.COM

featured wedding professionals



Abby Lorenz Photography



Lindsey & Andrew

Michael Tallman Photography

My now husband, Andrew and I have a unique story - so although we now live in Vermont (where our wedding also took place) we have our roots in Massachusetts. I grew up in Marshfield, MA and have been in the wedding & event industry since I cut my teeth in Catering at the Atlantica restaurant in Cohasset, MA at the age of sixteen. Andrew grew up in Longmeadow, MA. We met at Champlain College eleven years ago - I can't believe it's been that long. So, we both remained in the food/beverage & events industries throughout college. It was then he became fascinated with beer & beer brewing. (I actually tried his very first homebrew the night we met. It was gross, but left all the more room for improvement, haha) I became the GM of Cloud 9 Caterers two years after graduating which launched me full swing into the Vermont Wedding Industry. Andrew became a bartender at a brand new farm-to-table restaurant in the area, the Farmhouse Tap & Grill. After Farmhouse he went on to open Mule Bar in Winooski, a popular beer bar in the area. And just last year, opened Good Measure Brewing company in Northfield, Vermont. In 2014, I joined with Farmhouse Group (Owners of the Farmhouse Tap & Grill and now 4 additional restaurants in the Burlington area) to become their Director of Catering and Events and begin their catering & event division, which has become quite robust over these past three seasons. Our collective passion for food, beverage & events came together beautifully for our Charlotte, Vermont wedding.

- *Lindsey*



Love of Vermont



every,



little,



detail.





credits

Photographer: Michael Heeny Photography
Venue: Private Residence in Vermont
Coordination: Et Cetera Event Company
Florals: Clayton Floral
Bridal Gown: Madeline's Daughter
Hair Stylist: Milkhouse Studio
Makeup Artist: Vivian Infantino
Rentals: Vermont Tent Company
Stationery: Gus & Ruby Letterpress
DJ: Premier Entertainment & Events
Catering: Farmhouse Group Events
Cake: Miss Weinerz American Sweets
Men's Attire: Men's Warehouse
Transportation: Classic Limo
Burlington Historic Trolley Tours
Ethan Allen Coachworks
Vermont Vintage Rental





Tabletop How-Tos

DESIGNING YOUR WEDDING TABLES
by Jessica Hennessey Weddings

Photo: Rachel Buckley Weddings

Your *reception decor* is not only a large display of your style and personality, it also sets the mood! It's important to have a clear vision of your table design before renting or purchasing any items. Here are some important tips & tricks for planning a perfect tablescape!



Photo: Rachel Buckley Weddings

DO:

Make a plan. First and foremost, what is the layout of your room? The layout of your room, including table sizes and styles creates a solid foundation for your table design. Farm Tables? Rectangle? Circle? You can create so many different looks with each!

Determine a style. What is your wedding theme? Rustic? Boho? Romantic? Vintage? Modern? Your table tops should reflect the overall style and mood of the day. Whether that's soft, romantic pinks or bold, bright reds - birch, glass, porcelain or metal, the style should reflect your overall vision.

DON'T:

Overdo it. The more the merrier does not ring true when it comes to table top decor. Don't get me wrong, you can put lots of "things" on a table without it looking cluttered. But you can put lots of "things" on a table and have it look like a tornado bombed your reception - too! Approach your decor strategically. What can't you live without? Example: Forks! What can you live without? Example: Favors! You can create a separate table at the venue entrance for these - or include them with your seating cards.



Photo: Christina Bernales

PRESENTATION PLATES & LINENS:

Presentation plates might be my favorite way to dress up a table. BUT - they are not always necessary, or in the budget! In that case, did you know there are 4,567,989 ways to fold a napkin? (Ok, a few less - I made that up.) Linens can be just as elegantly beautiful, or modernly hip as a good olé fashioned charger. So what do you do?

Choose a color. If your table plan consists of farm tables, the only linens you'll need to choose are the napkins. However, if you're going with rectangular or round banquet - your tablecloth color is an important choice. My suggestion? Go with something neutral. White. Gray. Ivory. You can add color into the rest of your tabletop elements. It's great to have a neutral base, so the rest of your time isn't spent matching colors.

Choose an accent color. What color are your bridesmaids dresses? Your groomsmen suits/ties? These are great places to pull your color palette from. Your accent color is a good place to introduce your presentation plates or napkins onto the table.



Ruth Eileen Photography



FLATWARE

Flatware doesn't come in a ton of color options, but it does come in a variety of styles! You'll want to choose your color, first. Some catering companies only carry one style, and that's ok! The color is most important here.

Color. This should say "metal color" - because you're most likely going with silver, gold or copper here.

Style: Vintage or Modern? Your modern flatware will be more of just that - flat. No twirls and swirls and little detailed accents on the handles. Your overall style should determine your choice here. I'm really into the modern style lately!



CENTERPIECES

When a couple thinks about centerpieces, more often than not the first thing that comes to mind is the classic vase of flowers. While a vase of flowers is an absolutely gorgeous centerpiece, there are so many different options to dress a table!

Make a mood board. Pinterest is your best friend! Make a mood board, and gather your top inspirational images that match your overall style.

Pick one decor item, and build your centerpiece around it. Do you love that candlestick holder? Long, seeded eucalyptus? Copper compote bowl? Lanterns? Pick your favorite item and build your centerpiece around it. My personal favorite this season is a copper/marble combo. And anything dusty blue!

Tall or short? Try to create an environment where your guests can easily hold a conversation, without dodging flowers and gigantic decor pieces in front of their faces. The size of your centerpiece display really depends on your table choice. Wider tables are better for fuller (short) flower centerpieces. Round tables are better for tall (taller than eye level) and skinny centerpieces.

credits:

Katie Noble Photography
Rachel Buckley Weddings
Ruth Eileen Photography

ACCESSORIES

Love your design but looking for something a teeny bit more? Table accessories are the perfect way to add that finishing touch.

Table numbers. Table numbers come in all shapes and sizes. This is another item where you'll want to rely on your style choice to guide the way. Glass and wooden table numbers are really popular right now! Don't shy away from placing them right on your table, and not into the centerpiece. Make sure they are easy to read, so your guests don't spend too much time searching for their seat.

Stationery. While table numbers are at 99% of receptions, stationary items are usually lacking. My favorite stationary piece to finish off your tablescape is a "thank you" card to your guests. Everyone you've invited to be a part of your special day will get to read this little note before their meal, knowing how much you and your partner appreciate them. Not the "personal" type? Menus and place cards are other great stationary options that add depth to your design.

WHAT ELSE?

Technically I could spend all day explaining the best ways to go about designing the perfect tablescape - but I think you've gotten some of my best tips and tricks to handle the design on your own. Good luck, and happy planning!

-Jessica





ALL YOU NEED IS
love
AND A WEDDING
PLANNER

jessica hennessey
WEDDINGS

JESSICAHENNESSEYWEDDINGS.COM
📷 @JESSICAHENNESSEYWEDDINGS


This bachelorette-styled photo shoot includes just about every detail imaginable for the perfect weekend away with your best gal pals! Starting with a sleepover at the hotel suite, followed by an afternoon of private yoga on the water, getting pampered with professional hair and makeup, and then off to dinner, complete with a custom floral centerpiece, and ending the evening with a champagne toast. Custom made gift boxes were made including goodies that would make any bridesmaid feel appreciated . Gift box items included candles, candy, custom made watercolor name tags, a bottle of rose water imported from Europe to remind them of how lovely they all are. The details in this inspiration shoot provide quite a lengthy list of must haves for a bachelorette weekend; from matching pj's, plenty of champagne, and a sweet toast from the Maid of Honor. Other must haves included in this shoot were blowing bubbles on the deck, an array of the most adorable sweet treats (especially the blush macaroons), "froze" (frozen rose!) topped with a lime, and a PUPPY! Now, how can you beat a weekend like that?



-Sarah & Callie Top Knots nbpl



girls just want to have fun



This concept was created by two women, Sarah Lord and Callie Hefferan, who opened their small studio in Newburyport, Massachusetts, the town they call home. Sarah, organic makeup artist, and Callie, a hairstylist, both specialize in weddings - your modern day #DreamTeam. Sarah and Callie opened a work/office-share, named Top Knots Newburyport, which is dedicated to providing space for other women in business. Currently they share the suite with Ashley Plante of Analog Wedding Photography, and Krysta Lewis, founder and CEO of Aisling Organics Cosmetics. With this shoot, Sarah and Callie wanted to bring attention to the sweet, seaside city of Newburyport that they both know and love. With limitless options of places to eat and things to do, Sarah and Callie knew that Newburyport was the perfect location for this bachelorette-inspired shoot. By incorporating other female entrepreneurs into this photo shoot, Sarah and Callie hoped to make this an incredible and empowering collaboration for all.





credits

Photographer: Analog Wedding

Venues: Essex Street Inn

The Juicery

Top Knots NBPT

Brick and Ash

Michaels Harborside

Event Design & Planning: Top Knots NBPT

Florals: Free Range Floral

Gowns: Pretty Little Things NH

Bride's Ring: MK Benatti Jeweler

Hair Stylist: Callie Hefferan

Makeup Artist: Sarah Lord

Paper goods: Amy McLaughlin Lifestyles

Caterer: PSP Imports (Froze!)

Cake & Desserts: Buttermilk Bakery

Models: Ciara Price, Kate,
Catherine Threlkeld



TOP KNOTS NEWBURYPORT



"Co-working for women in the sweetest seaside city"

Top Knots NBPT is a women's only co-working space located in downtown Newburyport, MA, that was founded by traveling hair and makeup team, Callie Hefferan and Sarah Lord.

Originally looking into a small venue to host wedding day preparations for their clients, Hefferan and Lord thought bigger and decided to expand on their vision! Actively networking with the city of Newburyport and multiple wedding based businesses around Massachusetts, New Hampshire, and Maine, the two came up with the brilliant idea to open a work share. The ladies thought a work-share would be a fantastic way to collaborate and learn from other women in business.

www.topknotsnewburyport.com



Analog Wedding Photography

1. *Timing is everything*

Doing a hair and makeup trial too early in the planning process can sometimes backfire. Make sure that the dress, decor, venue and accessories are chosen before a hair and makeup trial, as those details will influence how you want to look. I always suggest brides do their trial before one of their dress fittings so they can go straight from the salon to alterations and see the look all together. Hair can change a lot in a year and that can affect everything from hair texture to the size of updo, which is another reason why it's better to have your trial closer to the wedding date.

2. *Bring your besties (or not)*

You aren't obligated to bring everyone in your bridal party to your trial. It's best to bring people with you who really know you and your taste and who can help you make the best decisions. At the end of the day, what matters most is that you feel beautiful, not whether or not your junior bridesmaid hates curls; or your mother wants something more pulled back." Listen to your gut above all.

3. *Accessorize!*

On the fence about wearing a veil? Bring one to your trial. Not sure if you want to wear big earrings or studs? Bring both. A trial is not just a chance to try different hairstyles and makeup looks — it's also an opportunity to try different accessories and looks. Ask your married girlfriends to lend you hair clips and veils to create different looks to choose from when it comes to making final choices on accessories.

4. *Be selectively inspired*

There are so many amazing wedding resources out there, from mobile apps to magazines and bridal blogs. Brides sometimes can feel overwhelmed by all the advice and information that is available to them. Maximize your trial by limiting the number of looks you bring to your stylist to your top three looks. Having a good idea of what you want and how you want to feel in your wedding day look is key to a smooth trial and a memorable wedding.




Sadie Anne Photography

- *Rashmin*

Lorig & David
Kataram Studios





Our cousins gifted us beautiful champagne glasses, cake knives and candlesticks in light cream with silver sparkle and butterflies, which all worked perfectly with our decor! Now with the cake, the style was a little different. We purchased a light silver satin ribbon (also from a craft store) for the baker to wrap around the bottom of each tier, and they added a beautiful black damask design wrapped around above each ribbon. Our cake topper was black and sparkly and Nightmare Before Christmas themed (this was a hit among some of our guests)!



Tell us about your wedding! What was the inspiration behind your day? Did you have a specific theme, style or color palette? Did you incorporate any cultural or religious traditions in any part of your day?

A: Our wedding was really a mix of everything; vintage, fairy tale, traditional. Even though there were so many looks we loved, we decided we wanted everything soft and subtle for the ceremony and reception. We had our ceremony at an Armenian Apostolic Church, which was probably the very first and easiest decision we made before even setting a date as it was the same church my parents were married in. It was also important to us to dance to an Armenian wedding song for our entrance into the reception. While not a religious or cultural tradition, our reception space was also an easy decision as it has been a popular spot in our family for years, and it added to the vintage feel.

Q: Let's talk fashion. How did you choose your wedding day look? How did the groom? Describe both looks in detail.
A: It's obvious that I have a love for vintage! I wanted a dress that reflected that, and I wanted to just feel like myself. I searched tons of websites and tried on tons of dresses, but I ended up finding my dream dress on Pinterest. It was a Maggie Sottero gown, and once I saw it I was on the hunt. There were actually two that were so similar by the same designer, both with a 20s/30s feel. My top pick out of the two was nowhere to be found, so I was becoming discouraged. I was so lucky to find a bridal boutique where one of the owners had the dress sent to the shop as a lender for me to see in person! It was meant to be, because that was the one I ended up purchasing. The V-neck dress consisted of a champagne A-line slip with an ivory tulle overlay, intricate silver and pearl beading throughout, an illusion V-back and illusion short sleeves - to me, it had a very vintage/fairy tale vibe to it, and it had just the right amount of sparkle. I had some fun with the shoes and found soft gold closed toe pumps covered in tiny pewter rhinestones - I hope to wear them again sometime! It honestly was fairly easy for my husband to pick his suit. We simply wanted it to compliment my dress, so he went with a dark gray suit, black shoes and a champagne tie to maintain the soft color palettes we had throughout.

- Lonig



*sharing
every
moment*



credits

Photographer: Kataram Studios
Venue: Wayside Inn
Dress Designer: Maggie Sottero
Dj - DJ Raffi



www.kataramstudios.com



www.kataramstudios.com / 781.888.0149 / kataram@kataramstudios.com

*Family run and award-winning
wedding photography services*

Kelli & Jon

26 North Studios



April 11, 2015 at about 7:30 in the morning we were out walking our dog Maverick on a beach that we always go to. Nothing was out of the ordinary as this is something that we always did. However, to my surprise this would be a day that I would never forget. Jon, got down on one knee and asked me to be his wife. I remember my heart was beating so fast and I immediately started crying. Everything was perfect. It was just the two of us at one of our favorite places. I couldn't believe we were engaged.

That night I had planned a surprise birthday dinner for Jon as it was his birthday a few days before but the surprise was on me. We all went out to dinner and then met at a local spot where the rest of our friends were waiting to celebrate our engagement.

Next step was wedding planning. We both had an idea in our mind as to what we were looking for and we had visited about five venues before we walked into the Perfect one. I had found Danversport Yacht Club online and called and booked an appointment. From the moment we walked in we knew this was the place. It was absolutely beautiful and the staff was amazing. We couldn't ask for more. We were going to get married outside by the water and enjoy a beautiful reception inside. We booked the venue that day. June 30, 2017 was the day we were going to get married. Danversport Yacht Club handled everything for us. The only thing we had to do was book a DJ and photographer. They recommended limousine companies and when I was having trouble finding hotels for our guests they called hotels themselves to make sure my guests would have a place to stay.

I tried on so many dresses that they began to all look the same until I came across a small little wedding boutique. The woman working had pulled out this gown and I immediately said I don't think I'm going to like that. However, she convinced me to try it on. The moment I walked out and stood in front of the mirror I knew that this was my dress.

—Kelli



The day of our wedding I was surrounded by my best friends and mother. We all got ready together and I could feel my nerves starting to kick in. Six o'clock would be here before I knew it. This day that I have been waiting for for two years is finally here. I am marrying my best friend. It's an indescribable feeling.

Once at the venue I remember praying that the rain would hold out long enough so that we could have our outdoor ceremony and it did. The moment came when I heard the song "Angel" by Jack Johnson playing and it was my turn to walk down the aisle. I remember I turned and looked at my dad and he just smiled and said are you ready? I smiled back and said yes, I am.

My heart was racing and I was holding back tears with my arm locked tight with father's. The most memorable part of my wedding for me was when I started walking down the aisle and I saw my future husband standing up at the altar. Suddenly all of my nerves just disappeared. Everything just felt right. I didn't notice anyone else...all I saw was him.

About 15 minutes after our ceremony it started to downpour and cocktail hour got moved inside. Our photographer Christopher Connor was amazing and he assured us that we would have beautiful wedding photos and to not worry about anything. He was right!

One moment that really stands out for my husband and I is when we sat down for dinner; we looked at each other and then looked at all of our guests. We were surrounded by the people we love the most. They were here to celebrate us and the best day of our life. The feeling was overwhelming and one we will never forget. After dinner it was non stop dancing and a lot of laughs with our favorite people. Our wedding was everything we wanted and more. We wouldn't have changed a thing.

- Kelli






Corrie & Jonathan
Elusive Photography



Maine Elopeement







Tell us the story of how you met and fell in love:

Jonathan and I met at the Great Lost Bear on November 11, 2016 during Portland Beer Week. We had exchanged numbers and began texting frequently over the next week culminating in a first date at The Union. Another “date” quickly occurred while doing some late night Black Friday shopping and then that weekend a Netflix marathon of the new Gilmore Girls episodes. We had a wonderful formal date in December with dinner at Vignola Cinque Terre and then the Nutcracker at the Merrill Auditorium. This was the night that Jonathan was sure he loved me and told me so. Over the next few months we both went through some hard times. My father became ill and quickly passed away in February and Jonathan’s grandmother began to succumb to and passed away in April from a five-year battle with cancer. These tough times forged a deep and close bond with between the both of us always lifting each other up when times were hard. Jonathan was especially happy that I was able to meet his grandmother during a trip to Florida over his birthday before she passed away. In March things had progressed enough that I introduced Jonathan to Adrian, my son. Jonathan and Adrian became fast friends and sometimes to my frustration I feel as though I have two boys! The three of us began bringing their lives closer together over the next six months.

Tell us your proposal story?

Jonathan had known for a long time that Adrian and I were to be his family and had planned on asking the question on Adrian’s birthday (New Year’s Eve) with perhaps a spring wedding. Jonathan is not known for his patience though and saw no point in waiting to do what he was so sure about. On September 2nd, Jonathan told Adrian and I to dress warmly and that he had a surprise outing planned for us. Jonathan had booked a sunset sail on the Bagheera (a boat Adrian had seen before and wanted to ride on). They enjoyed the sunset on a chilly evening and during a break from wind below deck Jonathan proposed to me with Adrian present and he was pleased to get a yes! We toasted the engagement above deck with a bottle of Prosecco and enjoyed the rest of the sail.

- Connie

Love
Boldly



Modern, Emotional, Fine Art Photography • www.elusive.photography

elusive

Follow us on Instagram @elusive_photo • Serving Maine, New England, and the World



Creative Contour by Carla



Makeup for Film, Fashion, and Bridal!
www.creativecontourbycarla.com



Melissa & William
Hansen Photography


Memories of a Cape Cod Wedding



Melissa's Favorite Memories:

This is probably the hardest question to answer since everything was so special to me. But if I had to pick one thing it was the wedding ceremony. The few moments spent alone with my dad right before the doors opened I will never forget. Then seeing Will's face and reaction when he saw me was the most amazing feeling. Seeing all our favorite people standing in one room as I walked down the aisle was very emotional. My dad handing me off to Will was the most surreal feeling and being able to hold his hand for the first time on our wedding day as we were about to start our lives as husband and wife was my favorite moment. All day long I just couldn't wait to see Will – my stomach was doing flips in excitement. I dreamed of this moment my whole life and it was above and beyond anything I had ever dreamed up.

- *Melissa*





Will's Favorite Memories:

My favorite part of the day was also the ceremony. It was crazy to walk into an empty church when we first got there and then an hour later when we came out for the ceremony it was filled with our closest family and friends. I got to hang out with just my brother in the back before the ceremony. Right when we walked out into the church he put his hand on my shoulder and said, “imagine your life is about to change”. Seeing Melissa in her wedding dress absolutely took my breath away. Clearly, I can’t hide my emotions very well because I was crying immediately. Talk about being distracted, the whole first few minutes I couldn’t focus on the ceremony because all I wanted to do was keep looking at Melissa. It was a perfect start to an amazing day and life together that I will not forget.

-Will



credits:

Photographer: Hansen Photography
Designer Planner: Jyl Deering for
Chancey Charm Boston/Cape Cod
Florals: Beach Plum Foral
Makeup Artist: Kimberly Richard
Hair Stylist: Mel Snay
Band: Radiance /
A Wilson Stevens Productions Band
Videography: Kevin Greene Productions
Transportation: Cape Destinations



Choice Wedding Professionals



For the Love of Paws

Danielle Engel
(781) 820-7743
fortheloveofpawsboston@gmail.com
www.fortheloveofpawsboston.com

MAKING THE
DREAM OF
HAVING YOUR PET
BE A PART OF
YOUR WEDDING
DAY A REALITY



www.picmeboston.com
MAGIC MIRROR PHOTO BOOTH



 [FACEBOOK.COM/PICMEBOSTON](https://www.facebook.com/picmeboston)
 [@PICMEBOSTON](https://www.instagram.com/picmeboston)
 [PICMEBOSTON@GMAIL.COM](mailto:picmeboston@gmail.com)

hoxie.

organic | natural botanicals



who we are :
an organic, all natural,
small batch, local creator
of all things for beautiful
skin.

check us out :
hoxieorganics.com

say hello at :
info@hoxieorganics.com

Aprylle & *Reed*
flute & *guitar*
Reed
Elegant & Peaceful Music

Voted Best Wedding Musicians" 2009-2011 by New Hampshire Magazine's **Bride Magazine.**



Over 25 years of experience & 1,000 performances

Available for Weddings, Anniversaries, Dinner Parties, Corporate Events, Wine Tastings
or any Special Occasion

reedd@worldpath.net

603-708-1483


aandrduo.com



ELLAFARRELLWEDDINGS.COM
ELLA FARRELL WEDDINGS



Beauty Boston
Onsite Hair & Makeup
617-448-3080
specialeventbeauty.com






Wedding
PHOTOGRAPHY

HAPPY GATHERINGS

WWW.HAPPYGATHERINGS.COM

508.655.6265



Professional Image

Men's Fine Clothing

**FACTORY
OUTLET
STORE**

288 Plymouth Avenue • Fall River, MA 02721
508.679.5366 • ProfessionalImageClothing.com

*Let Professional Image Factory Outlet
give your Wedding Party a presentation
that everyone will be talking about!*



WHY RENT WHEN YOU CAN OWN FOR A SIMILAR COST?

Dress the Groom & Groomsmen in Suits or Tuxedos, for just...

GIORGIO FIORELLI
\$129.99

BERTONLINI
\$149.99

MANTONI
\$169.99

Additional package includes a shirt, tie, shoes, belt and socks at exceptional savings!



Dream Come True Vacations, Kayla LeClerc

"Making Destination Weddings & Honeymoon Dreams Come True"

kayla@dreamcometruevacations.com | 888.642.5398 ext. 789 | IATAN Accredited



JOLI MEDICAL SPA

Come see us at our new location: 435 Furnace Street Suite #1 Marshfield, MA 02050

{SERVICES INCLUDE:}

NEW - IV Vitamin Infusions • Botox Injections • Juvederm Fillers
 Volbella for Lip Enhancement • Microneedling with PRP • KYBELLA
 HCG Diet • Dermaplaning • Skin Medica Products
 Sculpture Laser Fat Removal for Body Sculpting
 Microblading Hair Restoration with PRP
 I.V. Hydration in home or office for athletic exhaustion,
 detox, jet lag and flu symptoms.

Home visits and parties upon request
 Gift Cards Available



Kristen MacNeil R.N.
 Aesthetic Nurse Specialist
 e-mail: KMacNeil89@gmail.com
 facebook: PrettyFace4You.co
 LEJOLIVISAGE.COM

Call 781.248.5769
 for an appointment

WEDDING

Boston

Shop

wed-boston.com

bride

*brides
maid*

*maid
of
honor*



Fancy this.

www.FancyTime.ir

BHLDN

220 Boylston Street | Newton, MA

BHLDN.com